

YEAR IN REVIEW

2024 HIGHLIGHTS

SF LGBT
CENTER

2024 AT A GLANCE

For over two decades, the Center has been a beacon of hope, resilience, and transformation for LGBTQ+ people. Today, as anti-LGBTQ+ rhetoric and discrimination escalate nationwide, the challenges facing our community are growing—and the Center's services are more vital than ever. While we cannot predict exactly what the next four years will bring, our community, especially transgender individuals, immigrants, and youth, are already feeling the strain. **Demand for the Center's services is surging as people turn to us for support in a time of uncertainty and fear.**

Annually, the Center sees over 100,000 visitors at our building and provides direct services to nearly 7,000 people, prioritizing programs for the most vulnerable among us and reaching community members from across the city. Currently, our program participants identify as 64% BIPOC, 9% youth, and 58% transgender or nonbinary. We also regularly recruit hundreds of volunteers and partner with dozens of local organizations.



"If history has shown us anything, it's that our community is unyielding. We have faced adversity before and emerged stronger, more united, and more determined to create a world where every LGBTQ+ person can thrive."

- REBECCA ROLFE, EXECUTIVE DIRECTOR

YEAR IN REVIEW

2024 PROGRAM HIGHLIGHTS

SF **LGBT**
CENTER

CULTURAL PROGRAMS

1.5k

People celebrated with us at our inaugural SF Pride Kickoff Block Party, featuring over 20 local small businesses, dozens of performers, and community resources—creating an invaluable space for connection, support, and joy.

100+

People discovered the iconic power of voguing or sang their hearts out at our monthly open mic nights!

5

Art exhibits came to life! From embracing intersectional identities to celebrating queer elders and icons, we offered fresh perspectives.



COMMUNITY PROGRAMS



Community members were connected to vital information, referrals, and resources ranging from housing to health services.

1.8k

New volunteers joined the Center, filling critical roles at our Welcome Desk, various events, drop-in mentorship spaces, and more.

129

People attended our community programs and events! We deepened partnerships with local organizations, bringing events like the Summer Well-being Fair and LGBTQ+ Asylum Seeker support. Our TGNC-led and focused programming also expanded, introducing spaces for creativity, community building, education, queer spirituality, and more.

1.5k

YEAR IN REVIEW

2024 PROGRAM HIGHLIGHTS

SF **FLGBT**
CENTER

FINANCIAL SERVICES

200+

LGBTQ+ entrepreneurs joined our Small Business program to expand their knowledge and seize economic opportunities. Among them, 11 local artists participated in the launch of our Entrepreneur Training Program for Artists, gaining the skills to navigate the art world with confidence.

360+

Community members accessed essential financial literacy resources such as safe, affordable banking and credit products, educational workshops, and 1-on-1 support from our financial counselors.

20

First-time homebuyers achieved their dream of purchasing a home in the Bay Area through our First-Time Homebuyer program.

600+

People accessed our First-Time Homebuyer and Rental Program to gain housing resources, affordable housing opportunities, receive rental payment assistance, agency referrals, legal services, and 1-on-1 support from our housing counselors.



EMPLOYMENT SERVICES

LGBTQ+ job seekers received employment support through our weekly drop-in space, job readiness and mentorship workshops, and 1-on-1 assistance.

400+

Community members secured living-wage employment amidst an increasingly challenging employment market.

30+

Job seekers joined us for our bi-annual TLGBTQ+ Career Fair, exceeding our attendance goals for both the Spring and Fall events! Notably, 48% of Fall attendees identified as trans or gender nonconforming (TGNC).

400



YEAR IN REVIEW

2024 PROGRAM HIGHLIGHTS

SF **LGBT**
CENTER

YOUTH SERVICES

400+

Youth participated in our activities and gatherings! From celebratory events like Queer Prom and Halloween Movie Night to informative sessions on life skills, queer health education, and support groups. Center youth also accessed our drop in space for food, clothing, toiletries and other basic needs.

250+

Referrals to shelters, transitional housing, rapid rehousing, and permanent supportive housing support provided by our youth navigation team as 1 of 4 city access points for youth who are navigating San Francisco's homeless response system.

200+

Warm meals served at our monthly Meal Nights, creating a safe and supportive space for young people to connect with peers.

1k

Hours of gender-affirming mental health support provided to LGBTQ+ youth through our robust Mental Health program.



YEAR IN REVIEW

2024 MEDIA HIGHLIGHTS

SF **LGBT**
CENTER

MEDIA WINS



Marketplace: Inclusive employers can help trans workers thrive in the workplace



Underscore: New SF Art Gallery Celebrates the Gorgeous Complexities of BIPOC Queer Expression

AXIOS

Axios: Say hello to your 2024 Pride grand marshal



SF Chronicle Datebook: Celebrate the glam anarchy of artist Bill Bowers



Underscore: This Vogue Class In San Francisco Was an Ode to Queer History, Bodily Liberation, and Safe Spaces

DIGITAL FOOTPRINT

23k

FACEBOOK
FOLLOWERS

11k

INSTAGRAM
FOLLOWERS

3.5k

LINKEDIN
FOLLOWERS

+118% increase in
Instagram Reach

+11% increase in
LinkedIn Engagement

16.1k Newsletter
Subscribers

SF **LGBT**
CENTER

1800 Market Street
San Francisco, CA 94102
415-865-5555
sfcenter.org

LEARN MORE



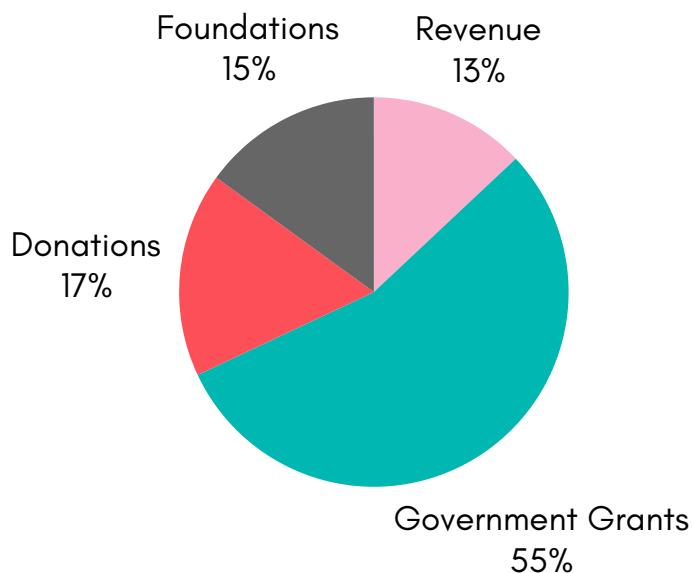
YEAR IN REVIEW

2024 FINANCIAL HIGHLIGHTS

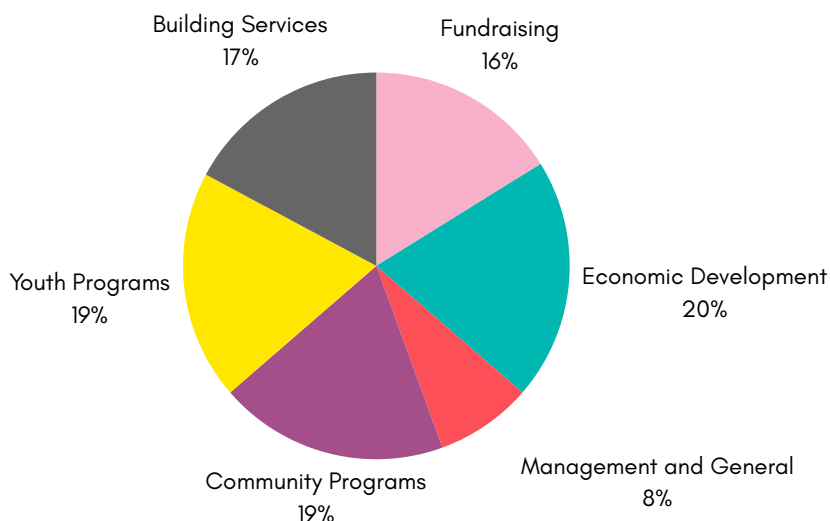
SFLGBT
CENTER

FY 23-24

INCOME BY SOURCE



EXPENSE BY PROGRAM



STATEMENT OF FINANCIAL POSITION

Assets	
Current	\$2,336,797
Fixed	\$11,377,686
Long term	\$59,731
Total	\$13,774,214
Liabilities	
Current	\$587,709
Long term	\$3,661,865
Total	\$4,249,574
Net Assets	
Net Assets w/ Donor Restrictions	\$305,808
Net Assets w/out Donor Restrictions	\$9,218,832
Total Net Assets	\$9,524,640
Total Liabilities and Net Assets	\$13,774,214

YEAR IN REVIEW

2024 CORPORATE DONOR HIGHLIGHTS

SF LGBT
CENTER


CORPORATE DONORS



BANK OF THE WEST



JPMORGAN CHASE & CO.



Align Surgical Associates Inc

BAPHR

Benchling

Clay Foundation

Danford Fisher Hannig Foundation

David Bohnett Foundation

Figma

Genentech

Ghiradelli Chocolate Company

Golden State Warriors

Horizons Foundation

Kaiser Permanente Medical Center

Sobrato Family Foundation

PricewaterhouseCoopers (PwC)

San Francisco Giants

Speramus

The Society of Janus

ThirdLove